

Cornerstone Academy

6015 East Walnut Street | Westerville, OH 43081 | 614.775.0615 | CornerstoneAcad.org



Our Mission


Cornerstone Academy is committed to providing a safe, nurturing environment where our students develop positive self-esteem, leadership, multi-cultural awareness, community involvement, a love for life-long learning, and achieve academic excellence.



Natalee M. Long, M.Ed.
Principal


Community Involvement

Jump Rope 4 Heart, Food and Toiletry drives for WARM and Mid-Ohio Food Bank, Blood Drive, Victims of Fires fundraiser for students that lost homes to fire in 2016



Our School

Established in 2004, our K-8 school is located in the Columbus City school district. Our Principal and Assistant Principal, 34 teachers and support staff of 20 serve our students and families!



Journey to Success

AIR State Achievement Test

Those in red EXCEEDED state average.

	Reading	Math	Science	Social Studies
3rd Grade	75.8%	76.9%	-	-
4th Grade	78.8%	77.6%	-	87.1%
5th Grade	80.4%	69.6%	50%	-
6th Grade	65.2%	52.2%	-	69.6%
7th Grade	68.3%	46.3%	-	-
8th Grade	74.1%	63%	66.7%	-

GAP Closing

Meeting performance expectations

	ELA	Math
All Students	74.9%	67.9%
Economically Disadvantaged	71.6%	63.7%
African-American	68.3%	60.6%
White	85.7%	79.1%
Multiracial	54.2%	45.8%
Students with Disabilities	56.4%	53.8%
Hispanic	60.6%	60.6%
Limited English	54.2%	45.8%

Progress

Overall	B
Students with Disabilities	C
Lowest 20%	C

AIR:
13 out of 16
Tests
ABOVE
State Average!

3rd Grade Reading Results

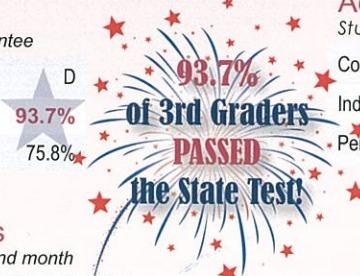
# of Students Tested	91
Tested Limited	8%
Tested Basic	18%
Tested Proficient	23%
Tested Accelerated	16%
Tested Advanced	26%
PI Score	93.4



K-3 Literacy

TGRG = Third Grade Reading Guarantee

Component Grade	D
Met Promotion Score TGRG	93.7%
Scored Proficient TGRG	75.8%



Achievement

Student performance on state tests

Component Grade	C
Indicators Met	12.5%
Performance Index	90.9

Iowa Test of Basic Skills

Fall to Spring growth in grade level and month


	ELA Overall Growth*	Math Overall Growth*
K	0.9	0.7
Grade 1	1.0	0.8
Grade 2	0.7	1.2

Such Great Growth! Great Job 2nd Grade!

*Grade Equivalent = Performance in Grade Level and month (i.e. 1.5 = Grade 1, Month 5)

Expenses

Total: \$5,395,802



The NEW Wolf Pack Soccer Team's inaugural year finished with an 8-2 record!

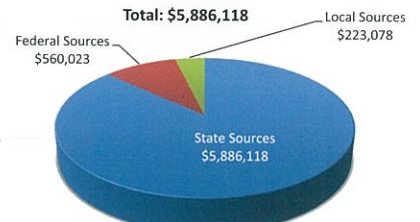


Students

Enrollment	687
Attendance Rate	96.6%
Economically Disadvantaged	52.8%
Students with Disabilities	7.1%
White/Non-Hispanic	27.6%
Black/Non-Hispanic	52.7%
Multiracial	8%
Hispanic	7.8%
Asian/Pacific Islander	3.7%
Limited English Proficiency	12.9%

Revenues

Total: \$5,886,118



School Sponsor is St. Aloysius. See page 19.